



Introduction

This publication provides an overview of the operational performance of the ABSSB during the 4th quarter of 2014 and 2015. It gives detail of the Registration activity and the processing of both Short- and Long-term benefits.

Registration Activity

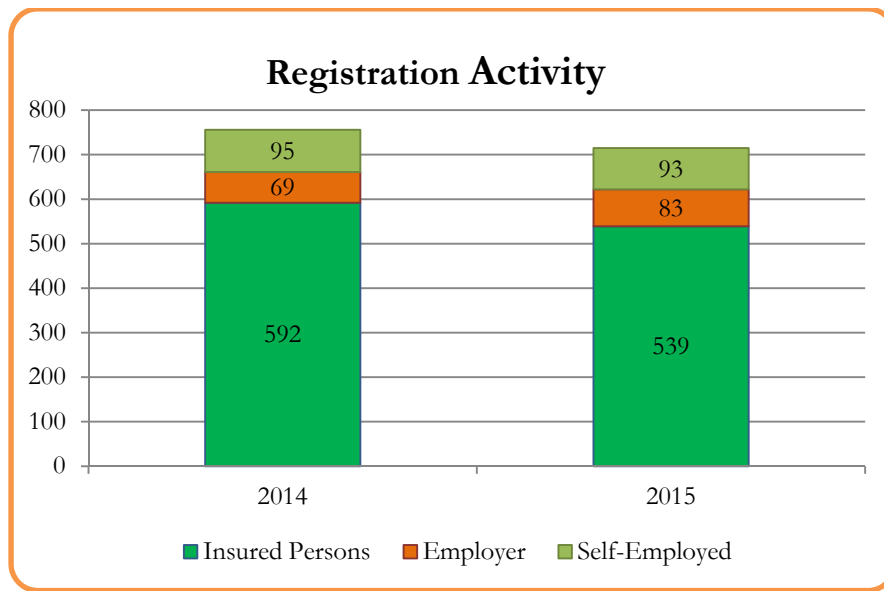


Figure 1

Figure 1 shows a breakdown of the registration activity for the 4th quarter of 2014 and 2015 respectively. For the 4th quarter 2015, Employer registrants totaled **83**, indicating an increase of **20.3%** relative to the same period of 2014. However, it must be noted that **27.7%** of employers registered were *Domestic* employment, followed by *Retail Trade* which accounted for **20.4%**.

Insured Persons Registration

Table 1: Insured Persons by Nationality 2014 & 2015

Nationality	October		November		December	
	2014	2015	2014	2015	2014	2015
Antigua & Barbuda	140	107	130	112	97	102
OECS	6	28	13	27	33	28
Non - OECS ¹	42	27	30	27	39	20
International	20	27	27	19	15	15
Total	208	189	200	185	184	165

Table 1 shows the number of new insured persons with the ABSSB by nationality. There was a decrease of total registration by approximately **9%** in 2015 relative to 4th quarter, 2014.

¹ Other CARICOM Territories

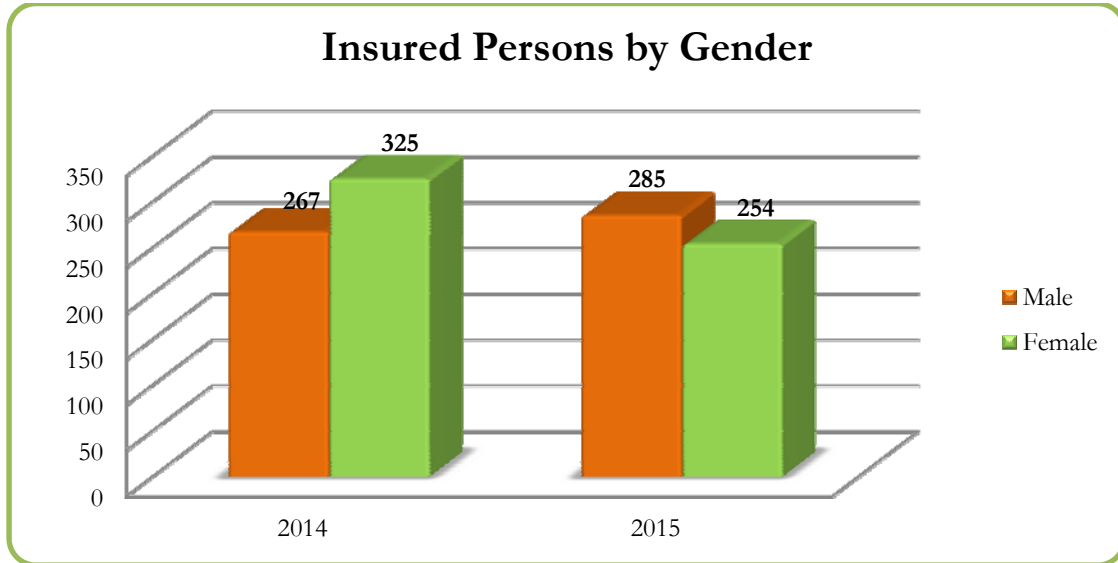


Figure 2

Figure 2 shows insured persons registered broken down by gender during the 4th quarter of 2014 and 2015 respectively. While, male registration increased by approximately **7%** in 2015, female registration decreased by approximately **22%**.

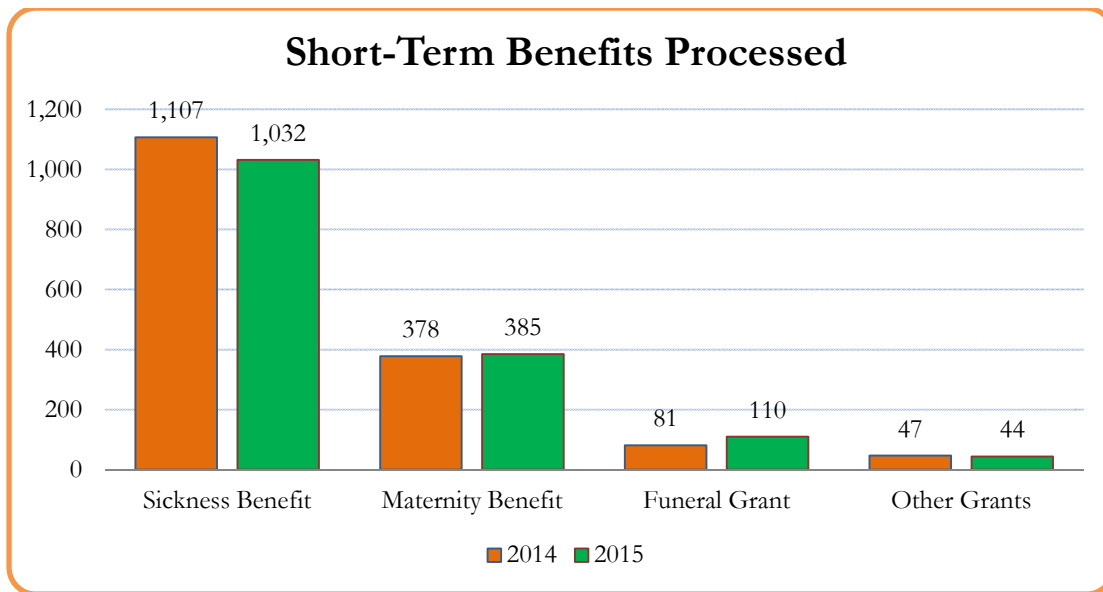
Benefits Activity

Figure 3

Figure 3 indicates the type of short-term benefits processed by the ABSSB. **Sickness Benefit** accounted for approximately **66%** of the short-term claims that were submitted during the 4th quarter, 2015. However, there was a decrease of **7%** relative to the same period in 2014. Conversely, **Funeral Grants** increased significantly by **35%** in 2015.

Pension Profile

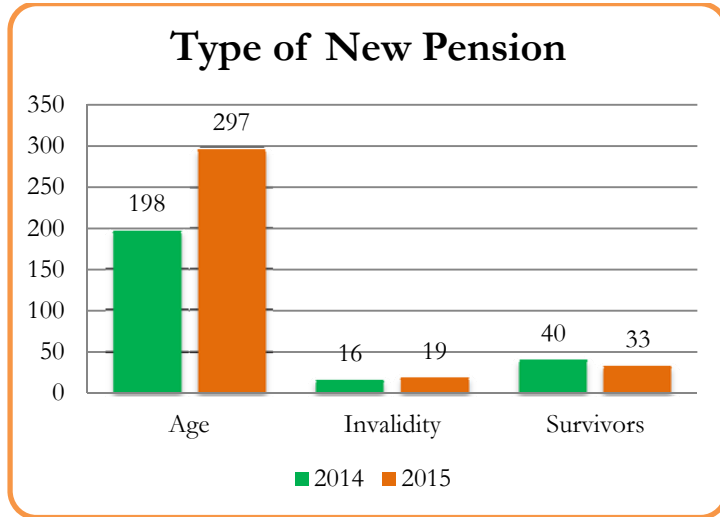


Figure 4 shows the type of new pensions processed for the 4th quarter. A total of **198** former contributors qualified for an Age pension in 2014. Further, in 2015, there was a notable increase of **50%** for new Age pension awardees.

Figure 4

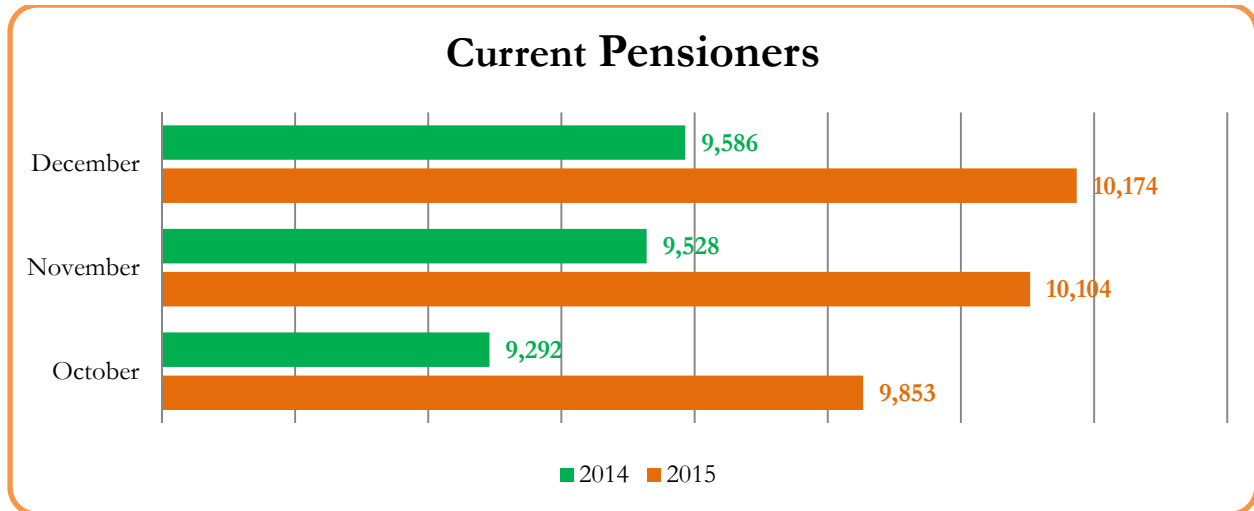


Figure 5

Figure 5 illustrates the total pensioners in receipt of a monthly pension during the 4th quarter of the respective years.